


Our Lady of the Rosary Primary School
Wyoming

"Alive and Aware"

Preschool Fun & Games



Trace the letters



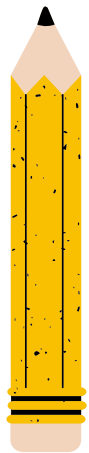
A B C D E

F G H I J K

L M N O P

Q R S T U

V W X Y Z



Counting Cats and Dogs

Directions: Count how many of each animal you see.
Write the answers at the box provided below.




CATS

DOGS




Pop Art Coloring

Use different pop art styles to colour the images below.



Spot the Difference

Colouring Sheet



Craft Time!



Toilet Paper Binoculars


What you will need:

Two toilet paper rolls or a kitchen towel roll cut in half - paint (or plain coloured paper) - PVA glue - ribbon


- 1) If it is a sunny day, why not craft in the garden? Firstly choose your colours and paint your rolls. If you don't want to paint, you can cover your rolls in coloured paper – a bit like wrapping a present.
- 2) Once your paint is dry, glue on your ribbon (or staple it on) and then add the decorations. We used out clothes pegs to hold things in place whilst it dried.
- 3) Glue your two rolls together. Again, you may want to use clothes pegs to hold your rolls in place whilst it dries.
- 4) Add any remaining decorations such as stickers and let dry!
- 5) Now it's time to go on a Nature Scavenger Hunt. Can you find all the items on the next page of your booklet?

Nature Scavenger Hunt

Circle each item as you spot it!




Animals



are



all



around

Indoor Scavenger Hunt

Tick off each activity as you achieve it!



Reunite a
lost sock



Unpack the
dishwasher




Drink
water

Put away my
toys



Write a friend
a letter



Give a carer a
foot massage



Empty the
bins



Feelings Chart


Instructions: Use this chart to help children label how they feel.




VERY HAPPY



HAPPY



CONTENT



SILLY



SCARED



SAD, WORRIED




ANGRY, MAD




CONFUSED



HURT



TIRED



SAD

Trace the line

