

Preschool











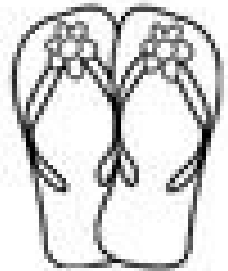
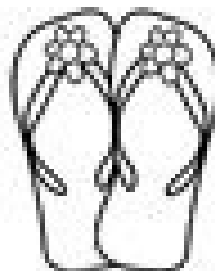

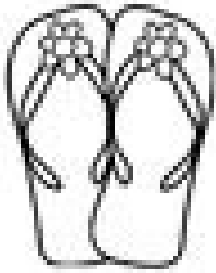
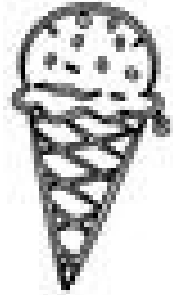
Fun
AND
Games



Name: _____



Which is Different?



My Name Is?








Hi, my name is

Handwriting practice lines consisting of a solid top line, a dashed middle line, and a solid bottom line.

There are letters
in my name.

Count and Trace



Making the Sign of The Cross



In the name of the Father



and of the Son



and of the Holy



Spirit.



Amen

Why do we make this sign?

It is like taking a step into the Mystery of God

It is a reminder of Jesus' **love** for us

It reminds us that God **loves** us

It reminds us that **GOD IS LOVE!**



Alphabet Tracing



bee

B b

B B B B B B

B B B B B B

B B B B B B

b b b b b b

b b b b b b

Racing Car



Materials:

- Scissors
- Glue
- Paint
- Toilet paper roll
- Caps off bottles or yoghurt pouches
- Paper

How to do:


1. Paint an empty toilet roll with your favourite colour as the background and add some contrasting stripes.
2. Let it dry.
3. Glue on the caps/bottle tops.
4. Cut out the steering wheel from some spare paper and glue it on.
5. You can do the same by cutting a small square of paper to use as a seat and glue it behind the wheel.

Which is the Smallest?

Circle the smallest one.







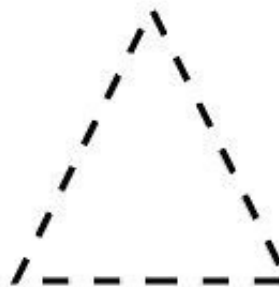




Dot to Dot



Road Numbers



Colour - Trace - Connect



Draw a square, a triangle and a circle.